

Protection against liquids and dust

Our experience in the production of covers has led to the development of the **B4 mask**. The high-tech solutions applied guarantee IP 65 protection without the use of a cap.



Various types of terminal

4 different types of cable terminals are available: 4.8 mm and 6.3 mm quickconnect, soldering and screw-type.

Well proven mechanism

The mechanism of the **B4 mask** utilizes the same technology as the B series. This well proven technology has been successfully used in millions of switches sold all over the world.

Technical Data

Standards	EN 61058 UL 1054 C. 22.2 n° 55-1986
Rating resistive and/or motor	16 (8) A - 250 V AC 1E4 12 (10) A - 250 V AC 5E4 10 A - 400 V AC 1E4
Operating temperature	T 120 / 55 °C
USA rating	20 A - 125 V AC 16 A - 250 V AC
Operating temperature	T 65 °C
Class of application	II
Degree of protection	IP 65
Mechanical life	> 300.000
Actuating force	< 15 N
Contact opening	> 3 mm
Insulating resistance	> 10 MΩ
Dielectric strength	4.000 V
Proof tracking index	PTI 250 V
Glow-wire test	850 °C
Flame resistance	UL 94-V2



Connector for easy wiring

A specially designed connector can be used for connecting wires in the new **B4 mask** series.

This accessory makes assembly and wiring much quicker and prevents risk of error.

1-3-4-5-B-C-H-K-M-N-R-S

1E

1-3-4-5-B-C-H-K-M-N-R-S

2E

2F

1-3-4-5-B-C-H-K-M-N-R-S

3C

1-3-4-5-B-C-H-K-M-N-R-S

LC

1-3-4-5-B-C-H-K-M-N-R-S

NC

1-3-4-5-B-C-H-K-M-N-R-S

SC

1-3-4-5-B-C-H-K-M-N-R-S

8E

8F

1-3-4-5-B-C-H-K-M-N-R-S

VC

16(8)A / 250 V AC
12(10)A / 250 V AC - 5E4
T120 / 55 °C

20 A / 125 V AC
16 A / 250 V AC
1/3 HP - 125 V AC
3/4 HP - 250 V AC
T65 °C

16(6)A / 250 V AC
10(4)A / 250 V AC - 5E4
T120 / 55 °C

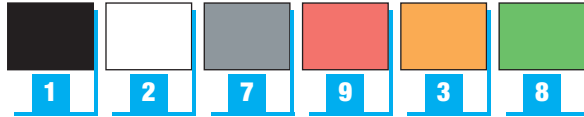
20 A / 125 V AC
16 A / 250 V AC
1/3 HP - 125 V AC
3/4 HP - 250 V AC
T65 °C

16(6)A / 250 V AC
10(4)A / 250 V AC - 5E4
10 A / 400 V AC
T120 / 55 °C

Rocker Switches

B 4 M A S K [] [] [] [] [?] [] [] [0] [0] [0]

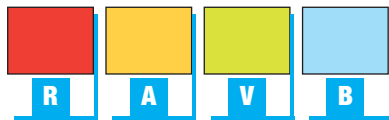
106 104 178 101 159 162



172 152 171 155 154 173



174 175 176 177




Bright Color

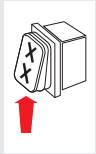
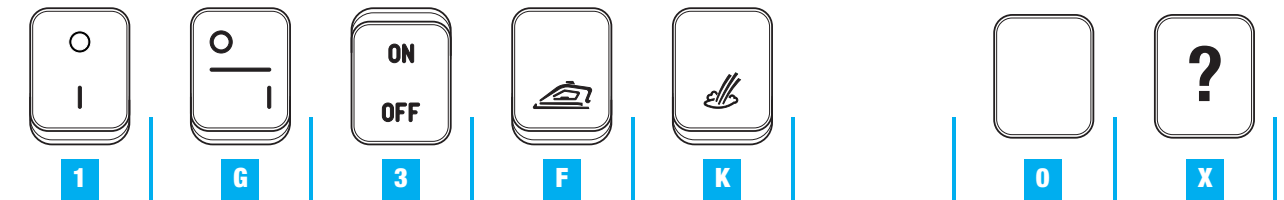


B 4 M A S K [] [] [] [] [] [?] [] [0] [0] [0]

01 02 03 04 05 06 07 08 09 10 14

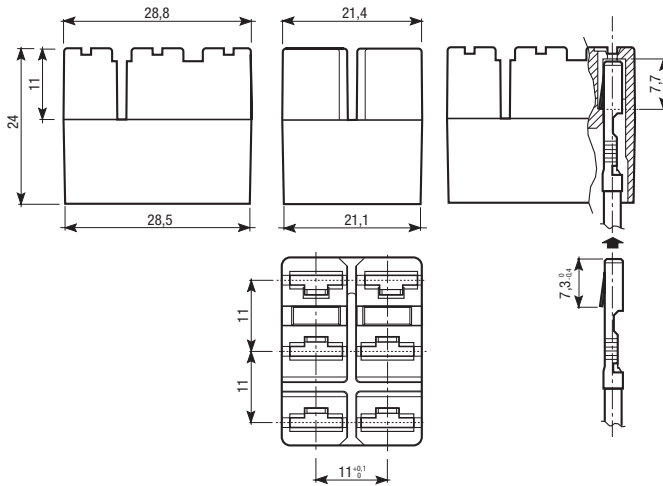


B 4 M A S K [] [] [] [] [] [] [?] [0] [0] [0]



A

B 4 C N T



Warnings

The information contained in this document are to be considered as main technical specifications. For an appropriate choice of the model to be used for the application you're taking into consideration we recommend you to contact the Commercial Assistance Service for a technical validation

Vemer-Siber Group S.p.A. reserves the right to alter the information contained in this document without notice.

EU directives

All the products described in this document which are subject to the electrical sector directives bear the CE mark.

